

Maharaja Agrasen Model School

Class - X (Session 2023-24)

Homework for Summer Vacation

ENGLISH

1.a) You are Neeraj/Neeraja Shekhar, Principal, Vasant Public School, Pune. Your school has just started a music department. Write a letter to the Manager of Melody House, Pune, wholesale suppliers of musical instruments, placing an order for musical instruments for the school. Ask for a discount on the catalogue prices. (120 – 150 words)

b) You intend to join coaching classes at Success Coaching Centre situated in Chennai. The institute specializes in teaching science to classes XI–XII. Write a letter of enquiry in 100 – 120 words addressed to the Administrator in – charge of the institute seeking clarification about the timing, duration, staff, transport and other necessary details for joining the institute. You are Sonia / Shiv of 2, Murthi Road, Chennai. (120 – 150 words)

c) You are Sanjeet of 122, Arjun Nagar, New Delhi. A number of scooters and cars are parked in your locality without any order, causing blockage of the streets. Write a letter to the local Secretary of the Resident’s Association complaining about this problem. (120 – 150 words)

(Question 1 to be done on A4 sheets)

2. Complete Unit 1 and 2 of Words and Expressions

3. Revise the entire syllabus covered till date.

ART INTEGRATED LEARNING PROJECT

CREATING A BROCHURE - Lakshadweep, Andaman & Nicobar Islands

HIGHLIGHTS OF ART INTEGRATED LEARNING PROJECT...AN INITIATIVE BY CBSE

The objective is to integrate art into mainstream education and use it as an important tool for teaching and learning processes and for imbibing the Indian ethos through the integration of Indian art and culture in the teaching and learning process at every level. This art-integrated approach will strengthen the linkages between education and culture.”

As per the new guidelines by the CBSE, all the students are required to prepare Art Integrated Projects under the Ek Bharat Shreshth Bharat Programme. In this, our state is paired with Lakshadweep, Andaman & Nicobar Islands.

You can work in a pair as per your roll number. Ex- 1-2, 3-4 & so on
Lakshadweep, Andaman & Nicobar Islands

Prepare a brochure on Lakshadweep, Andaman & Nicobar Islands under the
following headings on A4 size sheets only: -

PROJECT INSTRUCTIONS:

1. Cover Page –Brief summary of the setting, geography, with highlights of
important places
2. Content Page- Introduction - Location / Physical /Features/Climate /
Population/Weather/Best time to visit
3. Content Page- Tourism in Lakshadweep, Andaman & Nicobar Islands
- Places you can visit, how you'll reach (air/ rail/ road) Entertainment
/Recreation and outdoor activities
4. Content Page-People of Lakshadweep, Andaman & Nicobar Islands
- dress/ occupation/crops grown/ what they cook and eat/ Art Forms - include
the Art, Dance and Music forms, (support with drawings)
5. Content Page- Eminent Personalities of Lakshadweep, Andaman & Nicobar
Islands/ Festivals/ Fairs

5 Pages in total for each Brochure

**NOTE- REMEMBER THAT THE BROCHURE SHOULD HAVE A SERIES OF
PICTURES/IMAGES ALONG WITH THE INFORMATION ON THE PLACE.**

All information should be handwritten in grammatically correct English. Printouts
are not at all allowed. Do mention your name, class and section.

You can work in a pair as per your roll number. Ex- 1-2, 3-4 & so on

You will be marked on:

Inclusion of relevant information

Overall presentation

Hindi

प्रश्न 1. निम्नलिखित विषयों पर अपने रोल नंबर के अनुसार अनुच्छेद/स्वरचित कविता लिखिए तथा
विषयानुसार आकर्षक चित्र भी बनाएं/चिपकाएं:

सारे जहां से अच्छा हिंदुस्तान हमारा (अनुक्रमांक 1 से 20 तक)

प्लास्टिक मुक्त भारत (अनुक्रमांक 21 से 43 तक)

प्रश्न 2. नीचे दिए गए विषयों पर आकर्षक विज्ञापन बनाइए :

1. जल संरक्षण (अनुक्रमांक 1 से 20 तक)
2. पर्यावरण संरक्षण (अनुक्रमांक 21 से 43 तक)

प्रश्न 3. मुहावरेदार भाषा का प्रयोग करते हुए लगभग 100 शब्दों में एक लेख लिखें।

प्रश्न 4. निम्नलिखित विषयों पर लघुकथा (short stories) लिखिए -

एकता में शक्ति है (अनुक्रमांक 1 से 20 तक)

परोपकार का महत्व (अनुक्रमांक 21 से 43 तक)

नोट : उपर्युक्त समस्त कार्य आपको अपनी हिंदी कॉपी (fair notebook) में करना है ।

प्रश्न 5. *कला एकीकृत परियोजना कार्य (AIL)* -

लक्षदीप, अंडमान और निकोबार : हमारा छोटा भारत - द्वीप समूह के संगीतकार और उनके वाद्य यंत्रों का वर्णन करते हुए सचित्र व आकर्षक परियोजना कार्य ए-4 साइज़ शीट पर तैयार कीजिए।

SANSKRIT

1. अण्डेमान व निकोबार द्वीपसमूह के त्योहार इस विषय पर एक पोस्टर तैयार कीजिए

साइज ए 4 शीट

2. अपठित गद्यांश Together with Sanskrit से अभ्यास कीजिए
3. पत्र लेखनम् अभ्यास कीजिए
4. चित्र वर्णन व संवाद का अभ्यास कीजिए
5. पाठ 1,2,3 का अतिरिक्त अभ्यास कीजिए
6. कक्षा में कराया गया कार्य याद कीजिए

MATHEMATICS

1. Complete the lab manual activities 1 to 6.
2. Complete all the assignments shared with you in the assignment register.
3. Complete ncert Exemplar questions on Chapter-1,2,3 and 13.
4. Art Integrated learning project

Lakshadweep Ocean bed - House to corals and fishes

A **coral reef** is an underwater ecosystem characterized by reef-building corals. Reefs are formed of colonies of coral polyps held together by calcium carbonate Most coral reefs are built from stony corals, whose polyps cluster in groups.

Sometimes called rainforests of the sea, shallow coral reefs form some of Earth's most diverse ecosystems. Coral reefs flourish in ocean waters that provide few nutrients. They are most commonly found at shallow depths in tropical waters.

Let's draw beautiful corals and fishes and learn to make polynomial curves found in nature.

Draw graphs of polynomials given below on a graph sheet and convert them into beautiful coral reefs and fish:

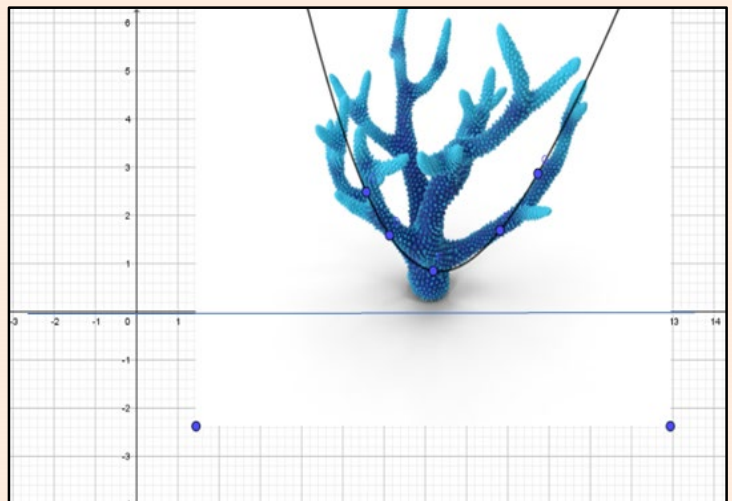
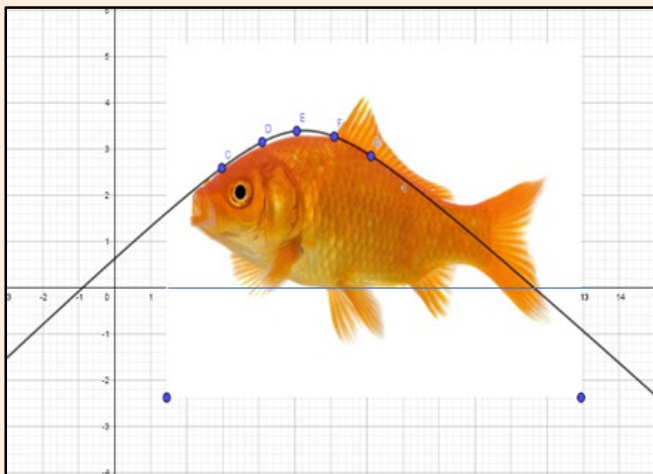
a) $3x^2+7x-6$ - Convert the parabola into a picture of a coral reef.

b) $-3x^2-7x+6$ - Convert the parabola into a picture of a fish.

After drawing the graphs find out how the sign of the leading coefficient affects the curve.

5. Find out some more real-life applications of polynomials and create a collage on an A4 size sheet.

Polynomials curves in Nature(Reference pictures)



SCIENCE

A. Art integrated project

Prepare a poster showing the Biodiversity richness of Lakshadweep and Andaman and Nicobar group of Islands.(1.1.9)

1. The poster should be creative and taken up in an eco-friendly manner, using readily available local resources.

2. A Write-up in an A4 size sheet (Max 100 words) must be submitted along with the project/activity

B. Complete practical files of Physics, Chemistry and Biology

3. Complete assignments of Physics, Chemistry and Biology

SOCIAL SCIENCE

I) Prepare a CBSE project file on the following topics :(Subject enrichment activity)

R.NO 1 to 15- Consumer Awareness

R.NO 16 to 30- Social Issues

R.NO 31 onward- Sustainable development

Instructions :

1. The total length of the project report should not be more than 20 written pages of an A-4 size sheet.
2. The project report should be handwritten and credit will be awarded to original drawings, illustrations and creative use of eco-friendly material.
3. The project report should be presented in a neatly bound simple folder.
4. The project report should be developed and presented in this order
 - a) **Cover page** showing project title, student information, school and year.
 - b) **List of contents** with page numbers.
 - c) **Certificate page**
 - d) **Acknowledgement** (acknowledging the institution, offices and libraries visited and persons who have helped).
 - e) **Chapters** with relevant headings.
 - f) **Summary and conclusions** based on findings.
 - g) **Bibliography**: should have the Title, author, publisher and if a website the name of the website with the specific website link which has been used.
 - h) Project will be as internally assessed.
 - i) The **distribution of marks** over different aspects relating to Project Work is as follows:

| S.No. | Aspects | Marks |
|-------|--|-------|
| a) | Content accuracy, originality and analysis | 2 |
| b) | Presentation and creativity | 2 |
| c) | Viva | 1 |

II) Interdisciplinary Project (Multiple Assessment)

Make a PowerPoint presentation keeping in mind the following points-

- a) Concept of Bretton Woods system of globalization
- b) Three Bretton Woods Institutions
- c) Discuss the reasons for the end of the Bretton Woods system.
- d) How the end of Bretton Woods led to the beginning of Globalisation?
- e) Concept of Globalization
- f) Study the impact of globalization on the Indian economy.
- g) Explain the role of Waterways and Airways in the Globalization of India.
- h) Number of slides - 15
- i) Group participation - 4 /5 students
- j) Attach Annexure V in your PowerPoint.

Annexure V

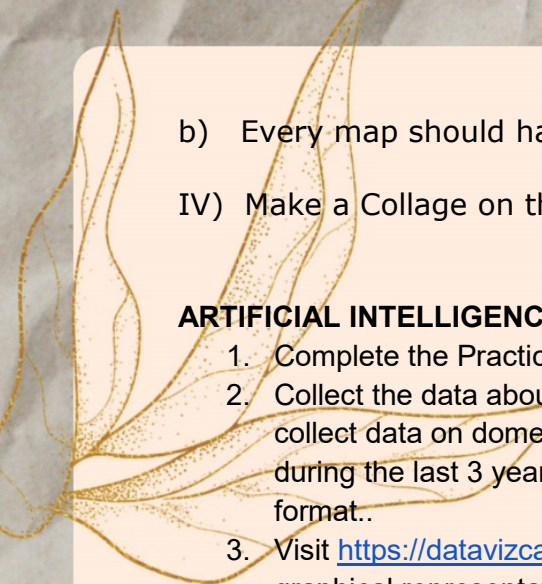
Presentation Template By the students Class X

| | |
|--|---------------------|
| Name of the Student: | |
| Members of Team: | |
| Class X: Section: | Date of Submission: |
| Topics of IDP: | |
| Title of the Project: | |
| Objectives: | |
| Process adopted: Ex. Surveys / Interviews / Research work/ Observation/ Story based Presentation/ Art integration/ Quiz/ Debate/ role play/ viva,/group discussion,/visual expression/ interactive bulletin boards/ gallery walks/ exit cards/ concept maps/ peer assessment/ art integration /Self-assessment/integration of technology etc. | |
| Evidences: Photos, Excerpts from Interviews, observations, Videos, Research References, etc. | |
| Overall presentation: Link of PPT, shared documents, can be digital/handwritten, as per the convenience of the school. | |
| Acknowledgement: | |
| References;(websites, books, newspaper etc) | |
| Reflections: | |

III)Do map work on soil types, rice and wheat growing areas of India.

Instructions-

a) Paste each political map of India on an A-4 coloured sheet.



b) Every map should have title, legend.

IV) Make a Collage on the benefits of G-20.

ARTIFICIAL INTELLIGENCE

1. Complete the Practical File as per the index shared for the Python program.
 2. Collect the data about tourism for Lakshadweep - Union Territory of India. You may collect data on domestic and foreign visitors in different districts of Lakshadweep during the last 3 years. Use Microsoft Excel to save the data and save in .csv file format..
 3. Visit <https://datavizcatalogue.com/> . On this website, you will find various types of graphical representations such as flowcharts, process descriptors etc. go through the page and look at the new ways. Demonstrate any two data visualization functions and write on an A-4 sheet with an example.
- 