



**MAHARAJA AGRASEN MODEL SCHOOL**  
**CD BLOCK, PITAMPURA, DELHI**



**CLASS- I (2024-25)**

**HOMEWORK FOR SUMMER VACATION**

**Note: All drawing and pasting work should be done on A4 size sheets.**

**ENGLISH**


**A) ART INTEGRATED LEARNING ACTIVITY**

Name and paste pictures of any four famous water sports of the Andaman and Nicobar Islands.

**B) Q1.** Revise the syllabus done in the class during April and May.

**Q2. ACTIVITY – ALPHABET DESIGNING**

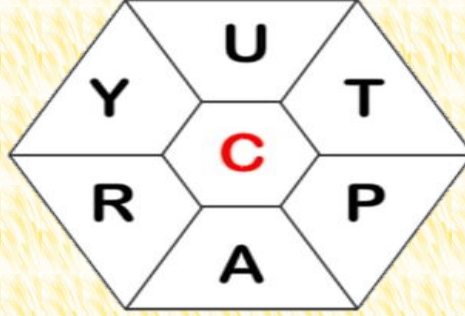
Alphabet designing provides a great sensory and fine motor experience. In this activity, the children will have to design and decorate their name's first letter creatively.



**Q3 Make two flashcards of each ch, sh, th,oo and ee sound words.**

## Q4 ACTIVITY- WORD BUILDING GAME

Make some new words using the given letters. Keep the central letter- C common  
In every word.



हिन्दी

क) कला एकीकरण गतिविधि

वर्षा ऋतु विषय पर एक सुंदर कविता याद कीजिए।

ख)

1) आ और इ की मात्रा का अभ्यास करें।

2) प्रत्येक सप्ताह एक पृष्ठ सुलेख करें।

नोट- सुलेख हिंदी की कॉपी में करिए।

**खोजबीन - गतिविधि**

समाचार पत्र या पत्रिका में से मात्रा आ और इ वाले दस शब्द ढूंढकर चिपकाइए।

## MATHEMATICS

### A. Art Integrated Learning Activity

Create an ocean scene using waste bottle caps. Count and write the number of bottle caps used in it. Write the number name also.




B.

Q1. Revise all the work done in the class.

Q2. Make a beautiful rangoli using different geometrical shapes. Decorate it well.


Q3. Represent ascending and descending order using waste material available in your surroundings.





## ACTIVITY - PAPER PLATE ADDITION GAME

How to play- Roll one dice and place that number of buttons in the first section of your plate. Roll the dice again. Place that number of buttons in the second section. Add the two sections together and put the correct number of buttons in the bottom half of the plate. Remove the buttons and play again.



## EVS

### A) Art Integrated Learning Activity

“Water is precious! Save every drop.

No water, No life,

No blue, No green

To understand the importance of water, create a poster on an A-4 size sheet.


### B)

Q1 Make your family’s album using A-4 size sheets. On each page, paste a photo of a family member. Write their names and what you call them. Make a pretty cover for your album.

Q2 Draw a diagram of the human body and label body parts.

### Q3 ACTIVITY- YOGA DICE GAME

This fun, simple movement game helps children learn the practice of simple yoga poses while increasing flexibility and focus. Make a dice, where on all its six sides, paste pictures of different yoga poses. Just roll the dice and practice that pose. Roll again and repeat.



#### Instructions for submission of Holidays Homework

1. Complete holiday's homework on A4 size sheets and compile all these sheets in a handmade folder. Write your name on the folder.
2. Date of submission:  
Roll No. 1-10 on 4/07/24  
Roll No. 11-20 on 5/07/24  
Roll No. 21-30 on 8/07/24  
Roll No. 31 onwards on 9/07/24