



MAHARAJA AGRASEN MODEL SCHOOL
CD BLOCK, PITAMPURA, DELHI




Class Pre-Primary (Session 2024-2025)
HOMEWORK FOR SUMMER VACATION

NAME: _____

Section - _____

COLOUR THE GIVEN PICTURE:



Easy Drawing Guides



**Summer, Summer
Time for fun
We run all day
In the hot, hot sun.
Summer, Summer
Jump in the pool
Eat a lot of ice cream
To keep cool**

Dear Parent,

We wish you and your child a very happy Summer Holidays. It's time to enjoy and create a bond with family, friends and relatives. To utilize this time in the most constructive way, we have prepared Summer Fun Activities for our tiny tots on the principle of 'learning by doing' for her/his holistic development.

Children are amazing...cherish them

They are believable...

trust them

They are childlike...

let them

They are energetic...

nourish them

Here now, be with them...

Innocent, delight in them... Magical, fly with them...

Let's indulge our children in some fun-loving and learning activities meant for children in vacation which are specially designed to reinforce essential skills learnt at school and to help the students establish regular habits.

It's an opportunity for parents to be part of their learning process.



GENERAL GUIDELINES

Kindly send all the activity sheets in a folder (duly labelled). Please ensure that the holiday homework is completed by the students themselves under their parents' guidance.

Follow a proper routine and inculcate the following habits in your child-

- Practice the concepts learnt in the class on a regular basis.
- Make your child get up early in the morning.
- Encourage him/her to wish everyone "GOOD MORNING" and "GOOD NIGHT".
- Always motivate him/her to listen and obey elders.
- Encourage him/her to eat all fresh fruits and vegetables.
- Always make him/her drink a lot of water, fresh juices, lemonade, milkshakes etc. and keep him/her well hydrated.
- Reduce screen time.
- Give a habit to the kids to keep their toys and things at the right place after playing.
- Ensure the use of a trash bin to throw waste.
- Encourage him/her to do the work neatly.

EXPLORE NATURE

- Let's explore nature by accompanying our grandparents/ parents on a morning/ evening walk and observing various animals, birds and plants.
- During the walk, collect dry leaves of varied shapes and be creative with them.
- Make a small nest with dry twigs, branches etc.
- Listen to various sounds and chirping of birds and try to identify them.

FAMILY BONDING TIME

Spend quality time with your family and help him/her to:

- Lay the table.
- Assist in kitchen.
- Learn 2 new indoor games.
- Use 3 magical words - Thank You, Please, Sorry.

Do practice of the below mentioned work (Five times each subject) in the school notebooks given by the class teacher.

- ENGLISH -Letters a to z
- HINDI - स्वर - अ से अः,

व्यंजन क से ज,

कहानी: "अच्छी आदतों के साथ मस्ती" देखें व अच्छी आदतें सीखें।

Link given below:-

<https://www.youtube.com/watch?v=7Tavjtf1SsU>

- MATHS - Complete Page numbers from 6 to 12, 21 to 26, 62 to 65 and 68 to 72 in the Mathematics workbook- Step by Step.

Prepare your ward for the Intra-Class Activity for July:

Topic -Story narration (language Hindi) with morals.

Judgment criteria -

Props, Voice Modulation, Facial Expressions, Actions and Presentation.

Prepare five flashcards on A4 size sheet and get them laminated according to roll no. and topics which have been mentioned below:

Roll No.

1 to 4 Fruits

5 to 8 Vegetables

9 to 12 Animals

13 to 16 Birds

17 to 20 Health & Hygiene

21 to 24 Means of Transport

25 to 28 Our Helpers

Prepare a chart on white pastel sheet/ chart paper according to roll no. and topics are given below:

Roll No.

29 to 31 Seasons (any one)

32 to 36 Religious Festivals (any one)

Art Integrated Learning

Prepare these craft items

FACE MASK



Children have fun playing around with a face mask; if it is one they create themselves, then their joy knows no bounds. Creating face masks by themselves will open their minds to the world of imagination. You can use material easily available at home and introduce your little ones to the joy of creating with their own hands.

Refer to the given links:

<https://www.youtube.com/watch?v=pQAh2JmvJj4>

<https://www.youtube.com/watch?v=TEju6QYUuzk>

Best out of waste:

Use waste pencil shavings, matchsticks and any other waste material available at home to make a beautiful scenery/bird/insect.

(Refer to the picture)

<https://www.youtube.com/watch?v=UltezV3Kx0o>

https://www.youtube.com/shorts/Ork_k7KYJ00



Enjoy colouring and decorating the picture!



IMPORTANT DAYS TO REMEMBER

World Environment Day (5th June)

Every year World Environment Day is celebrated on 5th June to spread awareness, to encourage people to take action and to protect the environment.

The best air-purifying plants include the Spider plant, Snake plant, Devil's ivy, Chinese evergreen, Peace lily, Bamboo palm, Dracaena, Barberton daisy, and Weeping fig. Some of these houseplants are safe for cats and dogs and can grow indoors in low light settings such as bedrooms and bathrooms.

Grow air-purifying plants in your house, take care of them during your vacations, label the pot and bring any one of them to school after vacation.

Father's Day (19 June)

"A dad is someone who holds you when you cry, scolds you when you break the rules, shines with pride when you succeed"

Arrange a surprise party for your Father with the help of your mother by preparing a sandwich and lemonade with your little hands. And decorate a card and give it to your father. Take help for card making with this given link and show your creativity.

Link: <https://www.youtube.com/watch?v=02ue3Waw190>

World Yoga DAY (21st June)

Do different yoga asanas under the supervision of your parents on the occasion of World Yoga Day. Click pictures and paste them on an A4 size sheet.



Take a print out of worksheets given below and help your child complete them.

चित्र पहचानें और स्वर से मिलायें ।



आ



ओ



ऐ

अं



उ



ऊ



ऋ



अ



ई

1

औ

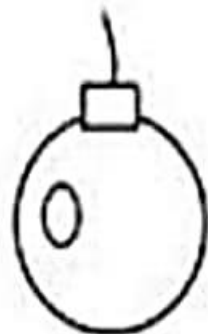
इ



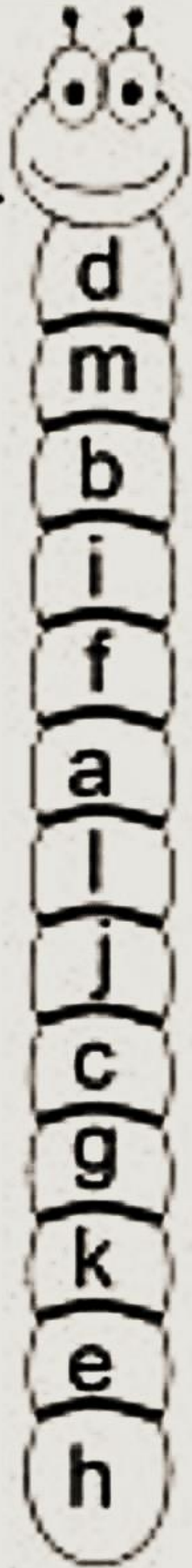
ए




Colour the last picture to complete the pattern.




Draw a line to match
each uppercase letter
to its lowercase letter.




Fill in the Missing Numbers



I SPY



How Many Do You See?





**HAPPY
HOLIDAYS!**